


GENERAL UNIT

STANDARD MACHINE • HYD. 55-S



- P2
- 2-10
- 2-1
- 2-2
- L/T1/S1
- 4-6
- K3/J3
- S/H/R1
- 4-7
- 3-15
- 1-118A
- 3-17
- 1-47
- 3-19
- 3-19P
- 43-3
- K4
- I4
- J4
- 1-30
- 1-124A/E/F
- 1-122A
- 1-121
- L2
- T/M2
- Y2/Z2/A3
- 42-1
- 91-91/C3
- D3
- 1-88
- 1-122
- 2-10
- 2-3
- A2
- P2
- 2-4
- 1-53B/B2
- 1-121/Q
- 4-4
- 4-5
- 1-173/Y1
- 4-3
- I4
- J4
- 1-118B/I
- 9-1
- 4-3
- 1-124
- 42-2
- 42-3
- 02/N2
- 1-91
- I3
- 14-10
- E3
- F3/G3/H3

For delivery of spare parts, specify:
 1° Reference, 2° Unit, 3° Model of the machine, 4° Serial number of machine.

GENERAL UNIT

STANDARD MACHINE • HYD. 55-S

Ref.	Description	Quant.	Equivalence
1-30	Shaft Cover	1	MICRO
1-47	Punching Stripper	1	
1-53B	Notching Guard Complern. (frame)	1	
1-88	Nameplate	1	
1-91	Front Base Cover	1	
1-118A	Punch Stp Adjustment Screw	1	
1-118B	Nylon Brake	1	MINI
1-121	Guide Fixing Screw Head	2	MICRO
1-122	Guide Fixing Screw	1	MICRO
1-122A	Flats Guide Fixing Screw	1	MICRO
1-124	Flats Hold Down	1	
1-124A	Lubrication Stop Screw	1	MICRO
1-173	Rosette Washer	2	
2-1	Punching Upper Bar	1	
2-2	Punching Lower Bar	1	
2-3	Notching Upper Bar	1	
2-4	Notching Lower Bar	1	
2-10	Course Indicator	4	
3-15	Angle Guide Side Guard	1	
3-17	Punching Stripper Back Guard	1	
3-19	Punching Stripper Front Roller	1	
3-19P	Punching Stripper Back Roller	1	
4-3	Guide Fixing Nut	4	MICRO
4-4	Bar Window Guide Plate	1	
4-5	Angles Guide	1	
4-6	Square Adjustment	2	
4-7	Sections "L" Fixing Screw	1	
9-1	Die Base Rectangular Notching	1	
14-10	Handle for Foot Pedal	2	MICRO
42-1	Flats Table	1	
42-2	Flats Guide	2	
42-3	Rule Fixing Nut	2	
43-3	Longitudinal Stop	1	
91-91	Hose Bracket	2	MICRO

For delivery of spare parts, specify:
1° Reference, 2° Unit, 3° Model of the machine, 4° Serial number of machine.



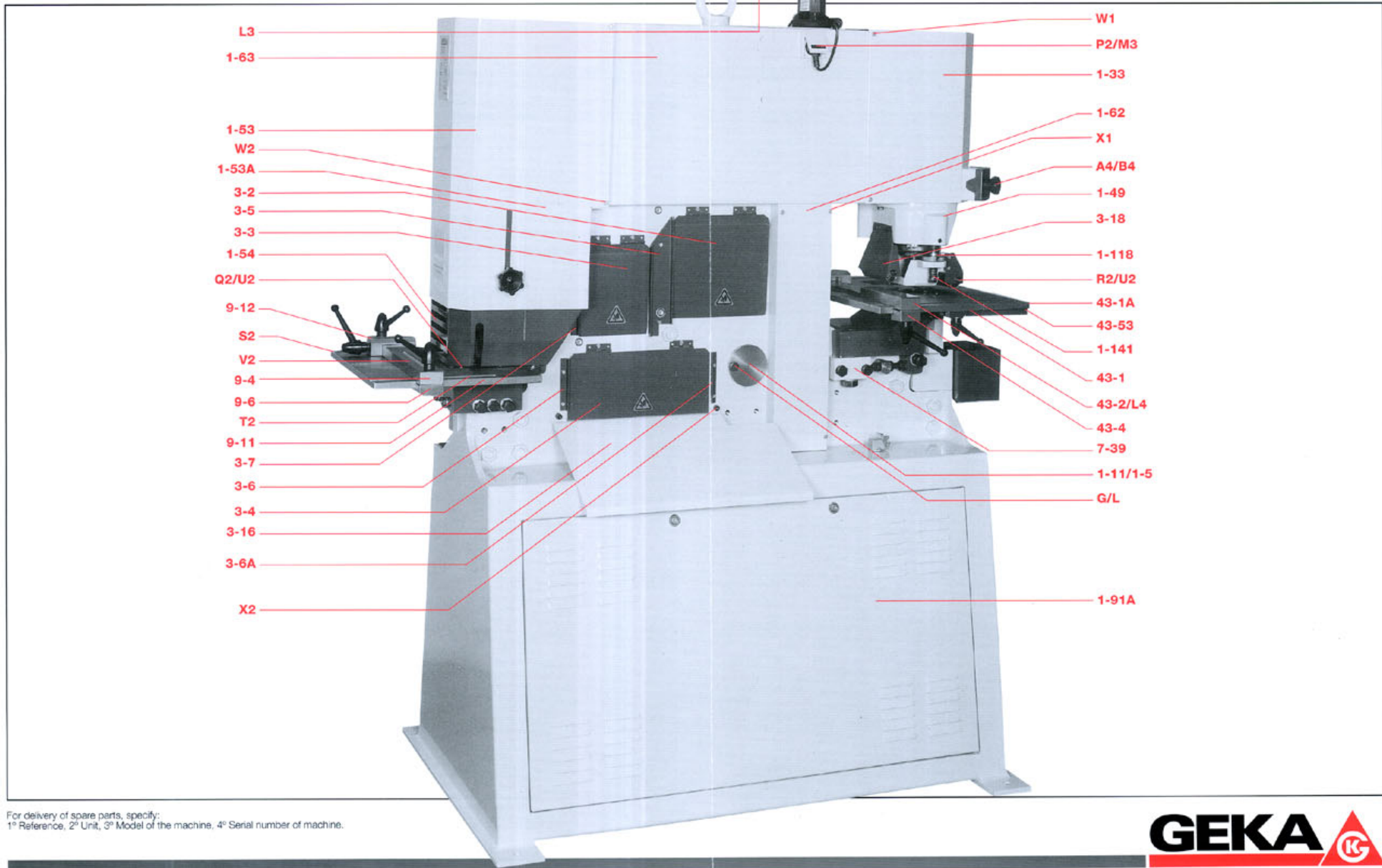
Ref.	Description	Quant.	Equivalence
E	Ball Lubricator 1/8" GAS	12	
F	Grower Washer Ø 16	2	
H	Grower Washer Ø 14	5	
I	Allen Stud M10 x 15	1	
L	Grower Washer Ø 12	1	
Q	Elastic Pin Ø 4 x 30	5	
S	Grower Washer Ø 14	2	
T	Hexagonal Nut M14	10	
R1	Hexagonal Head Screw M14 x 35	14	
S1	Hexagonal Head Screw M12 x 30	3	
T1	Flat Washer Ø 12	4	
Y1	Rosette M10	7	
A2	Hexagonal Head Screw M6 x 80	2	
B2	Round Head Screw M5 x 10	6	
L2	Allen Screw M16 x 60	2	
M2	Allen Stud M14 x 55	4	
N2	Hexagonal Head Screw M16 x 60	4	
O2	Nut in T M16	2	
P2	Flat Screw	12	
Y2	Hexagonal Head Screw M6 x 20	4	
Z2	Grower Washer Ø 6	4	
A3	Hexagonal Nut M6	4	
C3	Allen Stud M6 x 8	2	
D3	Pedal Hose	2	
E3	Hexagonal Nut M10	4	
F3	Foot Pedal	2	
G3	Round Head Screw M5 x 15	4	
H3	Hexagonal Nut M10	4	
I3	Bakelite Ball M10	2	
J3	Emergency Stop	1	
K3	Round Head Screw M5 x 10	2	
I4	Clamping Lever M16 x 45	4	
J4	Clamping Lever M16 x 30	2	
K4	Clamping Lever M12 x 30	2	

For delivery of spare parts, specify:
1° Reference, 2° Unit, 3° Model of the machine, 4° Serial number of machine.



GENERAL UNIT

STANDARD MACHINE • HYD. 55-S



- L3
- 1-63
- 1-53
- W2
- 1-53A
- 3-2
- 3-5
- 3-3
- 1-54
- Q2/U2
- 9-12
- S2
- V2
- 9-4
- 9-6
- T2
- 9-11
- 3-7
- 3-6
- 3-4
- 3-16
- 3-6A
- X2
- W1
- P2/M3
- 1-33
- 1-62
- X1
- A4/B4
- 1-49
- 3-18
- 1-118
- R2/U2
- 43-1A
- 43-53
- 1-141
- 43-1
- 43-2/L4
- 43-4
- 7-39
- 1-11/1-5
- G/L
- 1-91A

For delivery of spare parts, specify:
 1° Reference, 2° Unit, 3° Model of the machine, 4° Serial number of machine.

GENERAL UNIT

STANDARD MACHINE • HYD. 55-S

Ref.	Description	Quant.	Equivalence
1-5	Blade Holder Turn Sleeve	2	
1-11	Blade Holder Turn Bolt	1	
1-33	Punching Guard	1	
1-49	Punching Stop Supplement	1	
1-53	Notching Fixed Guard	1	
1-53A	Notching Guard Complem. (Frame)	1	
1-54	Notching Sliding Guard	1	
1-62	Tube Lower Guard	1	
1-63	Upper Tube Guard	1	
1-91A	Back Base Cover	1	
1-118	Punch Stop Adjust. Screw Left	1	MINI
1-141	Punch Stripper Springs	1	MICRO
3-2	Sections L window Guard	1	
3-3	Bar Window Guard	1	
3-4	Flats Window Guards	1	
3-5	Suplement Outlet Angles, Round and Guard	1	
3-6	Suplement Outlet Flats Guards	1	
3-6A	Suplement Outlet Flats Guards	1	
3-7	Suplement Outlet Flats Round and Square Guards	1	
3-16	Material Slidding Cover	1	
3-18	Punching Stripper Back Guard	1	
7-39	Die Base Side Support	2	MINI
9-4	Transversal Rule	1	
9-6	Transv. Rule Clamping	2	
9-11	Rectangular Notching Table	1	
9-12	Longitudinal Stop	1	
43-2	Transversal Rule	1	
43-4	Transv. Rule Clamping	2	
43-1	Punching Table	1	
43-1A	Swivel Punching Table	1	
43-53	Multistop Table Rule	2	

For delivery of spare parts, specify:
1° Reference, 2° Unit, 3° Model of the machine, 4° Serial number of machine.




Ref.	Description	Quant.	Equivalence
G	Hexagonal Head Screw M12 x 25	1	
L	Grower Washer Ø 12	5	
W1	Hexagonal Head Screw M6 x 70	2	
X1	Hexagonal Head Screw M6 x 50	4	
P2	Flats Screw	12	
Q2	Allen Screw M8 x 40	4	
R2	Stud M8 x 35	4	
S2	Punching Table rule	1	
T2	Rectangular Notching Table Rule	1	
U2	Hexagonal Nut M8	4	
V2	Transversal Notching Stop Rule	1	
W2	Hexagonal Head Screw M6 x 90	2	
X2	Hexagonal Head Screw M8 x 15	8	
L3	Lamp	1	
M3	Lamp Socket	1	
L4	Transversal Punching Stop Rule	1	
A4	Emergency Stop	2	
B4	Round Head Screw M5 x 10	4	

For delivery of spare parts, specify:
1° Reference, 2° Unit, 3° Model of the machine, 4° Serial number of machine.



GENERAL UNIT STANDARD MACHINE • HYD. 55-S



For delivery of spare parts, specify:
1° Reference, 2° Unit, 3° Model of the machine, 4° Serial number of machine.

GENERAL UNIT

STANDARD MACHINE • HYD. 55-S

Ref.	Description	Quant.	Equivalence
1-4	Notching Cylinder	1	
1-4A	Cylinder Rod	1	
1-4C	Cylinder Piston	1	
1-4D	Cylinder Rod Guide	1	
1-7	Punch Cylinder Lower Cover	1	
1-8	Punching Cylinder Rod Sleeve	1	
1-10	Punching Cylinder Rod Guide	1	
1-25	Bolt for Notching Cylinder	1	
1-25A	Bolt for Notching Cyl. (Frame)	1	
1-41	Sections Blade Guide	2	
1-43	Bar Cutting Blade Set	2	
1-44	Bar Cutting Bracket	2	
1-46	Lower Sheet Metal Blade	1	
1-46A	Upper Sheet Metal Blade	1	
1-48	Punching Cylinder	1	
1-48A	Cylinder Rod	1	
1-48C	Cylinder Piston	1	
1-48D	Cylinder Rod Guide	1	
1-64	Punch Limit Switch Stop Screw	1	
1-65	Punching Limit Switch Stop	1	
1-65A	Lower Limit Switch Stop Punching	3	
1-65B	Safety Stop	3	
1-66	"L" Limit Switch Stop Screw	1	
1-67	Supplement Limit Switch Screw	1	
1-67A	Screw Guide	1	
1-68A	Limit Switch Support	1	
1-69	Slide Adjustment Stop	3	MICRO
1-80	Deforma. Free Cut. Supplement	1	
1-88	Nameplate	1	
1-89	Angle Bl. Hold Down Bracket	1	
1-90	"L" Section Blade Set Screw	2	
1-94	M-30 Eye Bolt	1	
3-47	Notching Stop Frame Left Side	1	
4-12	Round/Square Guide Fix Bolt	2	
7-1	Die Base	1	
7-2	Die	1	
7-3C	Quick Change Punch Holder n. 5 or n. 6	1	MICRO
7-4	Punching n. 5 or n. 6	1	
7-5C	Punch Clamp Sleeve n° 5 ó n° 6	1	MICRO
7-6C	Quick Hold Down Nut	1	MICRO
7-7	Base Support	1	MICRO
7-9	Punching Base Support	1	
7-39	Die Base Side Support	2	
9-7	Washer	2	MINI
15-3	Horiz. Angle Cutting Blade	1	
15-4	Vertical Angle Cutting Blade	1	
15-5	Angle Cutting Moving Blade	1	

For delivery of spare parts, specify:
1° Reference, 2° Unit, 3° Model of the machine, 4° Serial number of machine.

GEKA 

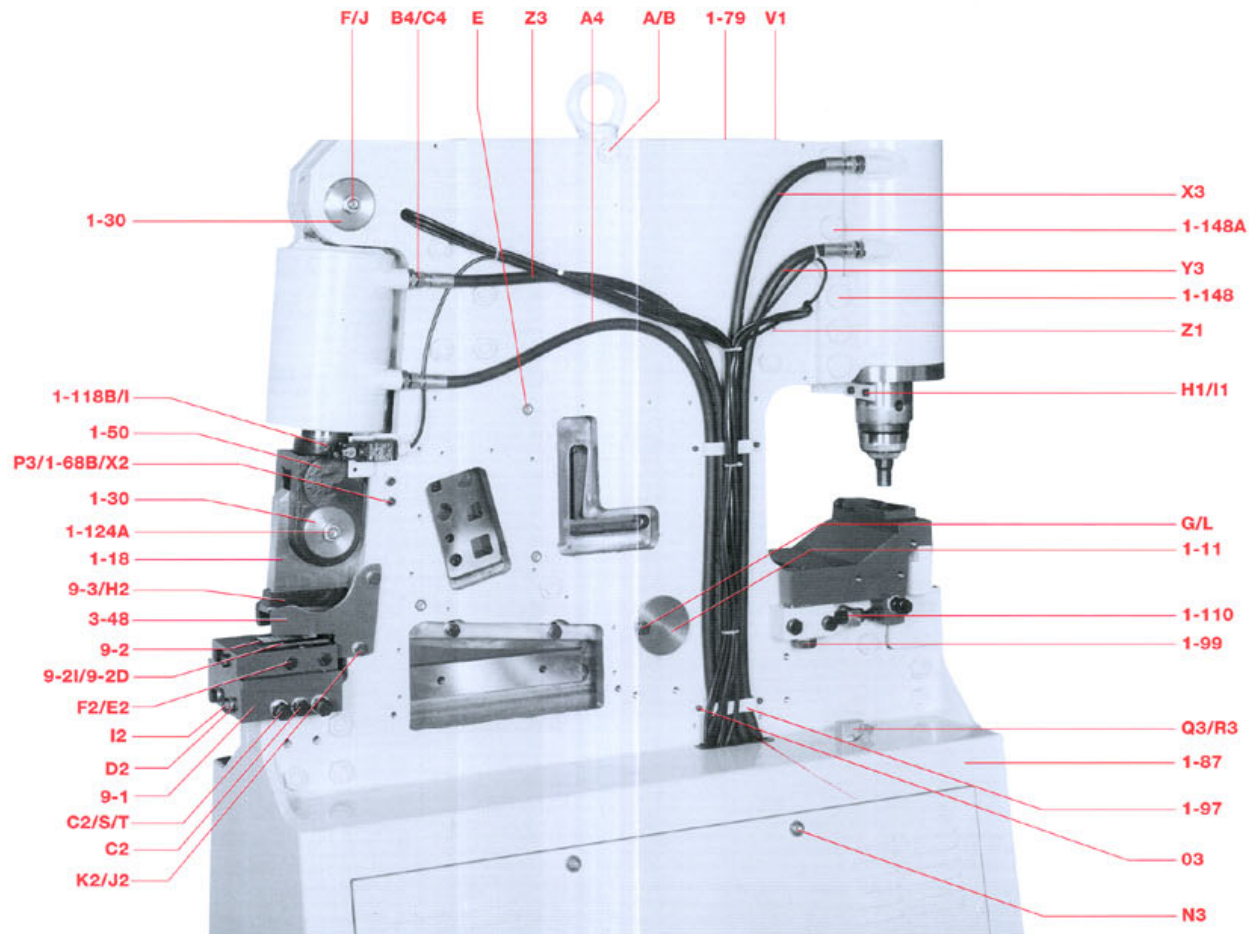
Ref.	Description	Quant.	Equivalence
C	Allen Stud M16 x 50	3	
D	Hexagonal Nut M16	3	
E	Ball Lubricatot 1/8" GAS	12	
F	Grower Washer Ø 16	2	
K	Hexagonal Head Screw M12 x 45	4	
L	Grower Washer Ø 12	5	
M	Allen Stud M10 x 35	3	
N	Hexagonal Nut M10	3	
O	Elastic Pin Ø 7 x 12	1	
P	Allen Stud M16 x 70	2	
R	Allen Stud M14 x 100	2	
S	Flat Washer Ø 14	10	
T	Hexagonal Nut M14	14	
U	Hexagonal Head Screw M16 x 70	2	DIN 933
V	Flat Washer Ø 16	6	
W	Hexagonal Head Screw M12 x 100	1	
X	Hexagonal Nut M12	1	
Y	Hexagonal Head Screw M16 x 70	4	DIN 931
Z	Hexagonal Head Screw M24 x 100	2	
A1	Allen Screw M10 x 60	1	
B1	Allen Screw M14 x 100	2	
C1	Allen Screw M8 x 20	4	
D1	Allen Stud M12 x 30	2	
E1	Hexagonal Nut M27	5	
F1	Allen Screw M8 x 30	6	
G1	Allen Screw M10 x 40	2	
J1	XCK-15 Limit Switch	5	
K1	Allen Screw M5 x 15	10	
L1	Allen Stud M8 x 10	5	
M1	Cylinder Head Screw M4 x 7	4	
N1	Wire Protection Tube	1	
O1	P.E.P. n° 9 Hose Holders	3	
P1	Hexagonal Head Screw M16 x 50	4	
Q1	Allen Stud M14 x 30	1	
U1	Allen Stud M14 x 30	4	
G2	Allen Stud M12 x 70	2	
J2	Hexagonal Head Screw M10 x 25	4	
K2	Flat Washer Ø 12	4	
X2	Hexagonal Head Screw M8 x 15	8	
P3	Flat Washer Ø 8	6	
S3	ASM 140115 Piston Head Seal	1	
T3	2-430 Toric Seal	1	
U3	R 3067-90-100-10 Rod Seal	1	
V3	Rs 90-100-7/10 Cleaner	1	
W3	15 x 2 Teflon Guide	2	
D4	ASM 165140 Piston Head Seal	1	
E4	2-437 Toric Seal	1	
F4	R 21385-K-100-115-12 Rod Seal	1	
G4	AS-100-110-7/10 Cleaner	1	
H4	15 x 2 Teflon Guide	2	

For delivery of spare parts, specify:
1° Reference, 2° Unit, 3° Model of the machine, 4° Serial number of machine.

GEKA 

GENERAL UNIT

STANDARD MACHINE • HYD. 55-S



For delivery of spare parts, specify:
 1° Reference, 2° Unit, 3° Model of the machine, 4° Serial number of machine.

GENERAL UNIT

STANDARD MACHINE • HYD. 55-S

Ref.	Description	Quant.	Equivalence
1-11	Main Shaft	1	
1-18	Blade Holder	1	
1-30	Shaft Cover	2	MICRO
1-50	Hook	1	
1-68B	Limit Switch Support	1	
1-79	Upper Plate	1	
1-87	Die Base	1	
1-97	Clamp for Tube Punching Side	2	
1-99	Washer	2	
1-110	Die Base Tensor Stop	1	
1-118B	Nylon Brake	4	MICRO
1-124A	Screw with Lubrication	1	MICRO
1-148	Punch. Cyl. Botton Fixing Screw	3	
1-148A	Punch Cylinder Top Fixing Screw	2	
3-48	Notch, Stop Side Plate Side	1	
9-1	Rectangular Notching Base	1	
9-2	Front Die Blade	1	
9-21	Side Die Left Blade	1	
9-2D	Side Die Right Blade	1	
9-3	Rectangular Punch	1	

For delivery of spare parts, specify:
1° Reference, 2° Unit, 3° Model of the machine, 4° Serial number of machine.



Ref.	Description	Quant.	Equivalence
A	Hexagonal Head Screw M20 x 130	12	
B	Hexagonal Nut M20	12	
E	Ball Lubricator 1/8" GAS	12	
F	Grower Washer Ø 16	2	
G	Hexagonal Head Screw M12 x 25	1	
I	Allen Stud M10 x 15	1	
J	Hexagonal Head Screw M16 x 30	1	
L	Grower Washer Ø 12	5	
S	Flat Washer Ø 14	10	
T	Hexagonal Nut M14	14	
H1	Hexagonal Head Screw M8 x 25	2	
I1	Grower Washer Ø 8	2	
V1	Cylinder Head Screw M6 x 10	21	
Z1	Clamp SPIT 12	1	
C2	Hexagonal Head Screw M14 x 45	6	
D2	Allen Stud M14 x 40	2	
E2	Hexagonal Head Screw M10 x 50	4	
F2	Hexagonal Head Screw M10 x 45	2	
H2	Allen Screw M12 x 55	1	
I2	Hexagonal Head Screw M12 x 60	2	
J2	Hexagonal Head Screw M10 x 25	4	
K2	Flat Washer Ø 10	4	
X2	Hexagonal Head Screw M8 x 15	8	
N3	R-17 Door Clamping device	4	
O3	Allen Screw M6 x 10	4	
P3	Flat Washer Ø 8	6	
Q3	Socket for Electric Stop	1	
R3	Round Head Sscrew M4 x 7	2	
X3	Upper Punching Hose	1	
Y3	Botton Punching Hose	1	
Z3	Upper Notching Hose	1	
A4	Botton Notching Hose	1	
B4	Adapter 1/2" - 3/8"	4	
C4	Copper Washer 1/2"	4	

For delivery of spare parts, specify:
1° Reference, 2° Unit, 3° Model of the machine, 4° Serial number of machine.

